

Consolidated Digital Publishing Inc.

5373 W. Alabama Street, Suite 209
Houston, TX 77056
(713) 621-7233

www.safeworkday.com
troyh@safeworkday.com



Welcome to the SafetyPoints® Training Community...

THE BEST KEPT SECRET FOR ONLINE SAFETY & HEALTH TRAINING!

Loss control and safety training are everyday activities that Fortune 500 employers use to keep a close eye on to control their workers compensation and liability costs. Full-time risk managers and training officers build and execute programs designed to reduce dangerous incidents and the resulting claims costs.

But at companies with 1,000 or fewer employees, risk management is often a part-time job and safety training is a difficult and expensive proposition—even though executives know they need to comply with state and federal regulations and can reduce insurance premiums with good loss control.

Middle market companies are often in a difficult position as they try to get a handle on their costs and initiate programs that can help control their claims without a full-time safety director. Often their only options are to hire a third-party safety trainer—which can be cost prohibitive—or buy safety videos and hope they have the impact they want.

This is where we help...

As part of its training services, CDP Inc. can supply your firm with FREE classroom & online training solution tailored to your compliance and operator required training needs. The solution is designed for maximum client utilization with minimum client expertise and client provider resources.

Our Training has 2 primary goals:

1. To provide low cost, high quality HSE training to help in fulfilling training requirements mandated by federal, state agencies, operators' training *AND* is so simple to use that trainee(s) have NO EXCUSES for not getting the training done.
2. To assist you in making an informed decision in the use of technology based training products – both classroom and online while acquiring training value by the evaluation of courses which can be documented and used for training compliance .

QUALITY-The Training Products used for the FREE program are the same as used in our Fee based PREMIUM Program.

Training Features

- ✓ Provides Entry level classroom & online training for clients
- ✓ Single Login per firm
- ✓ Unlimited Training on all courses
- ✓ Minimum User training & resources required
- ✓ Minimum Client Administration training & resources required
- ✓ Ability to Customize training catalog by client
- ✓ Manual Recordkeeping



WE WANT YOU TO TRAIN...



For classroom training use the provided FREE DVD with more than 50 HSE courses.



For FREE online training go to www.safety99.com and fill out the request form to obtain your company training login to start training.

YES - Provide My Company with a Login to Start FREE Training

Fill out the form below to acquire your company login to start your HSE training.

Company	<input type="text"/>
Contact	<input type="text"/>
Address	<input type="text"/>
City State Zip	<input type="text"/>
Employee Count	<input type="text"/>
Phone	<input type="text"/>
*E-mail	<input type="text"/>

Edits: 0

Once we receive your request we will email you your company login and use instructions.

WHY DO WE DO IT?

To inform and educate with training value - letting you experience first hand the products and services with training benefits.

SOME OF OUR CLIENTS





How the System works...

First, your Trainee uses the Company Login provided to access the BOG Site Home page.

Second, the trainee clicks on the course link he/she is required to take.

Third, Trainee completes the training course.

Fourth, at the end of the training course the trainee takes the course quiz for training validation.

If the trainee FAILS, the trainee is instructed to click the "Finish" button to repeat the course. If the trainee PASSES, the trainee is instructed to click the "Print" button to get a course training report to

Record-keeping Process

The trainee completes a course and Save and/or Print to provide to the supervisor for recordkeeping. upon passing generates a "Course report" (Figure 1.0) which he/she should sign and provide to the training manager.

The training manager retains these reports in a file folder for audits and proof of training. (Figure 2.0)

The training manager may record these documents on an excel spreadsheet to report to third party training clearing houses..(PICs/ISNetworld /PEC etc) or operators requirements.

Safety Housekeeping
Demo Trainee

Date / Time	Student Score	Passing Score	Result
July 5, 2012 9:28 am	100	80	Passed

#	Question	Correct Answer	Student Answer	Result	Points Awarded
1	Make sure lighting is properly _____.	Maintained	Maintained	Correct	10
2	Tools should be cleaned and in proper working order.	True	True	Correct	10
3	Poor lighting can contribute to _____.	Accidents	Accidents	Correct	10
4	Policing your work areas is very important.	True	True	Correct	10
5	Good habits lead to effective Safety Housekeeping.	True	True	Correct	10
6	Keep aisles, stairways and doorways _____.	Clear	Clear	Correct	10
7	You should consult _____ for storage instructions. [Select All that apply]	Label, Material Safety Data Sheet(MSDS)	Label, Material Safety Data Sheet(MSDS)	Correct	10
8	Other common trip hazards include _____ on the floor and other areas may include: _____	Loose Materials, Tools, Electrical Cords	Loose Materials, Tools, Electrical Cords	Correct	10
9	You should always be aware of work surroundings.	True	True	Correct	10
10	Never keep work areas and storage areas clean and uncluttered.	False	False	Correct	10

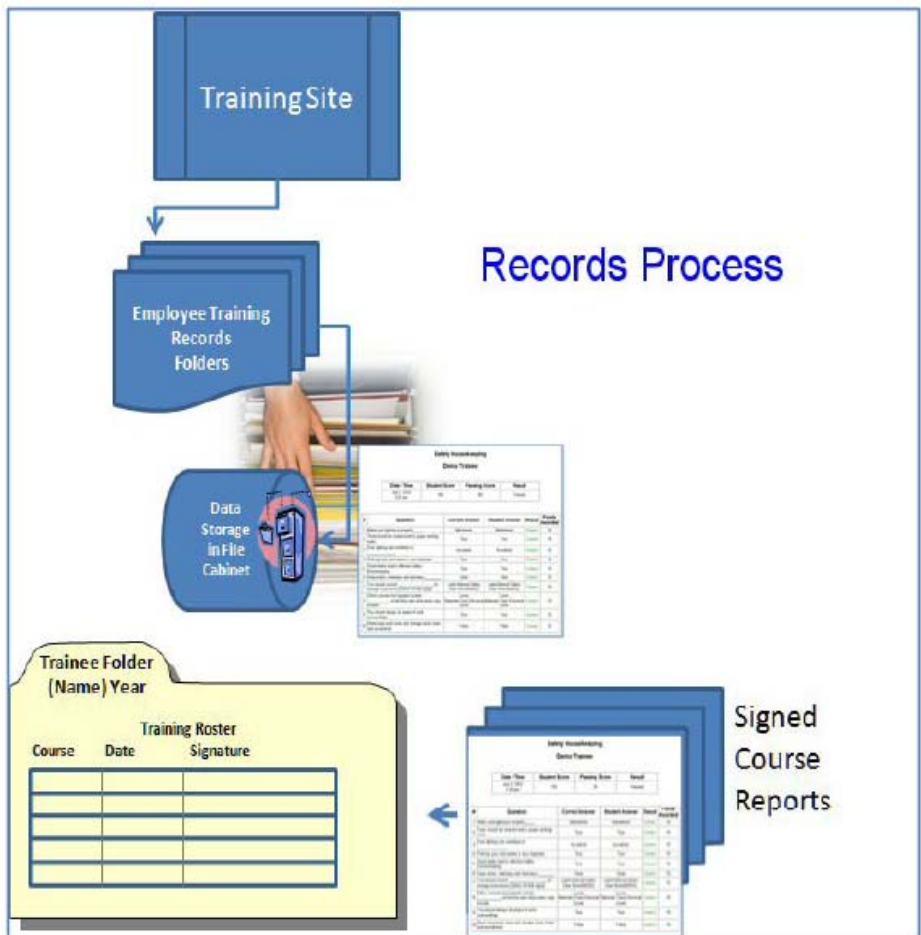


Figure 2.0



The screenshot shows the SafetyPoints website interface. At the top left is the 'NO BULL' logo. The main header includes 'My Courses' and a 'Login' button. Below the header is a form for company registration with fields for Company, Contact, Address, City State Zip, and Employee Count. To the right of the form is a 'Course categories' list with counts for various training topics. At the bottom right is a 'LOGIN VIEWS' section with instructions for first-time users. Callout boxes are placed over the 'Information Column' (registration form), the 'Login' button, the 'Course Links' (category list), and the 'Help Column' (login instructions).

Category	Count
Web Based Training	139
Health Safety & Environmental	4
Oil Field	4
Chemical Safety Board [CSB]	3
OSHA / NIOSH	1
HazWoper 8HR Refresher	1
DOT	9
FMCSA - DOT	1
Oil & Gas Resources	1
Classroom Training Tool	1
Top 10 Safety Training Games	1

The Site “HomePage” is designed for easy trainee access and course selection.

To create a desktop Shortcut to the site follow these steps:

1. Right-click anywhere on your desktop and select New>Shortcut.
2. Type **http://www.safety99.com** in the location text field
3. Click the “Next” button and Type the name of the shortcut i.e “Training”
4. Click the “Finish” button.



System Use

Access the training site with the provided URL

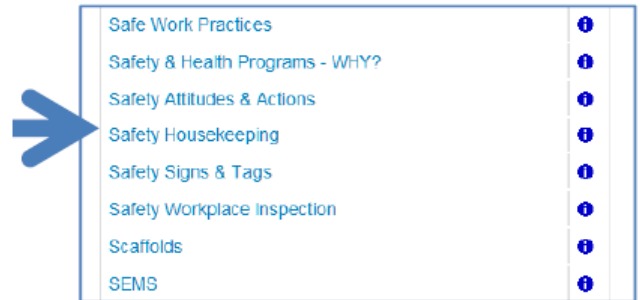
02.1

02.1, Your Trainee uses the Company Login provided to access the BOG Site Home page.

02.2, The trainee clicks on the course link he/she is required to take.

02.3, Trainee completes the training course.

02.4, At the end of the training course the trainee takes the course quiz for training validation.



02.2

RESULTS OPTIONS

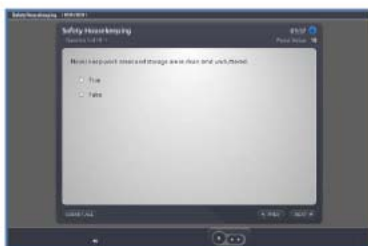
02.4.1 If the trainee FAILS, the trainee is instructed to click the "Finish" button to repeat the course.

02.4.2 If the trainee PASSES, the trainee is instructed to click the "Print" button then Enters their name to get a course training report to Save and/or Print to provide to the supervisor for recordkeeping .

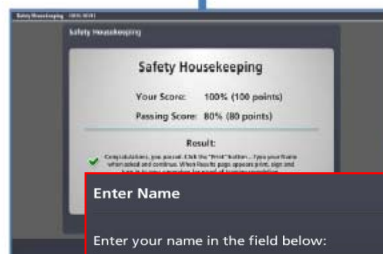
02.41



02.3



02.4



02.42

Safety Housekeeping					
Demo Trainee					
Date/Time	Student Score	Passing Score	Result		
Apr 1, 2012 1:05pm	100	80	Passed		
#	Question	Correct Answer	Student Answer	Result	Points Awarded
1	Make sure lighting is on prior to work.	Statement	Statement	Correct	10
2	Tools should be cleaned and in proper working order.	True	True	Correct	10
3	Your lighting can contribute to an accident.	Accurate	Accurate	Correct	10
4	Pruning your work area is very important.	True	True	Correct	10
5	Good habits make for efficient Safety Housekeeping.	True	True	Correct	10
6	When you clean, organize and inventory the work area, you are helping to prevent accidents.	True	True	Correct	10
7	You should control change in work area (i.e. all work stops).	Clear	Clear	Correct	10
8	Other workers may be working in the same area as you.	Clear	Clear	Correct	10
9	You should always be aware of work surroundings.	True	True	Correct	10
10	When you work with tools and equipment, always use proper safety techniques.	False	False	Correct	10